

# deadlocking bolt

## Slimline - DB25

The Alpro DB25 incorporates the latest design innovations to be applied to the manufacture of a transverse action Deadlocking Solenoid Bolt.

This Ultra-slim design enables fixing into very narrow sections whilst an advanced microprocessor module provides power reduction allowing for continuous operation without heat generation as well as automatic voltage regulation, dual monitoring and access control features.

### High Physical Security

Holding force 1,000kg - automatic deadlocking  
Bolt throw 16mm

### Robust Construction

All stainless steel bolt of 12.7mm diameter, linkages and springs. 3mm stainless steel faceplate and strike plates with fully enclosed mechanism.

### Versatile Installation

Designed to provide concealed high security locking on any single or double action, hinged or sliding door in timber or metal for vertical or horizontal mounting.

### Slimline Dimensions

210mm(L) x 25mm(W) x 42mm(D)

Back box 164mm(L) x 22mm(W) x 39mm(D)

### Faceplates

Radius

### Multiple Voltage Input

Any voltage from 12v DC -10% to 24v DC +15%.  
Complete with built in transient and reverse polarity protection and continuously rated solenoid.

### Low Current Consumption

Volts	Current - Activate	Current - Hold (after 200ms)
12v DC	1100mA	210mA
24v DC	1000mA	90mA

### Dual Monitoring

Bolt and Door position switches



DB38 - 38mm deadlocking bolt is also available

### Built-in Access Control Module

Automatic unlock period - 8 seconds  
Multiple auto relock function - PTL  
Multiple unlock function - PTO

### Accessories

Stainless steel surface mount kit

### Approvals

CE - BS EN 50081-1 and BS EN 50082-1

## Built-in Access Control Module

Automatic unlock period - a fixed 8 second period operates once the bolt is signalled to unlock. This enables traffic exiting 8 seconds in which to open the door before it automatically relocks. See Anti-Tailgate.

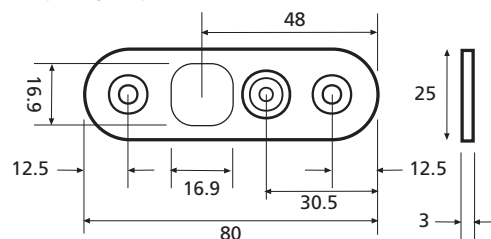
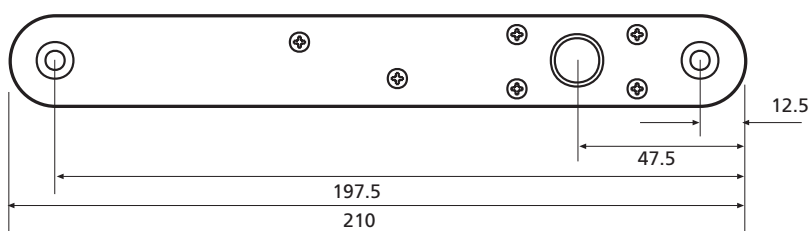
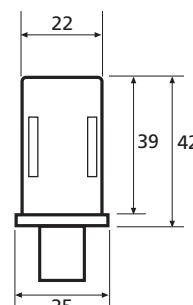
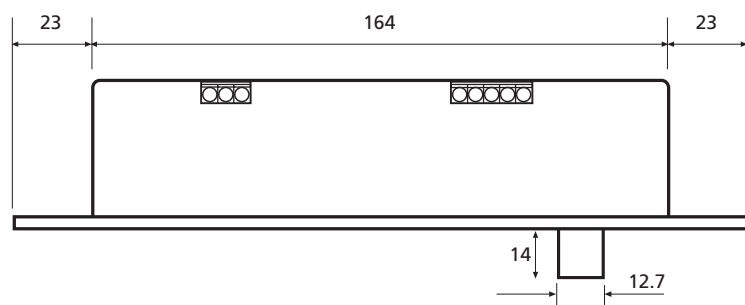
Multiple auto relock function - when relocking the bolt makes 8 locking attempts over 16 seconds.

Change in the Bolt Position Switch status indicates that the door has been locked. Fail open models only.

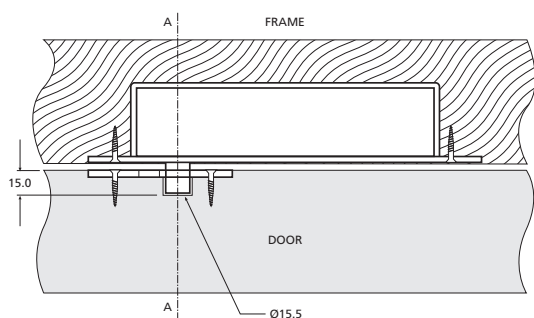
Multiple unlock - in fail secure mode - 5 attempts to unlock door at 1.6 second intervals.

Anti-Tailgate - once the door has been pushed open and closed during the 8 second unlock period, the bolt will immediately relock.

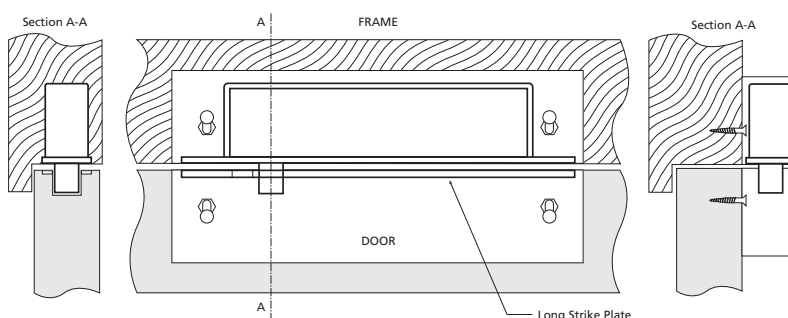
DESCRIPTION	FUNCTION	CODE	FUNCTION	CODE
Slimline Solenoid Bolt 12/24v DC	Fail Open - Power to Lock	<b>DB25 PTLOCK</b>	Fail Secure - Power to Open	<b>DB25 PTOPEN</b>
Solenoid Bolt 38mm faceplate 12/24v DC	Fail Open - Power to Lock	<b>DB38 PTLOCK</b>	Fail Secure - Power to Open	<b>DB38 PTOPEN</b>
ACCESSORIES	FINISH	CODE		
Surface Mounting Kit	Stainless steel	<b>DB25/SMH-KIT</b>		



Normal fixing



Surface mount kit - stainless steel



Housing dimensions 225mm(L) x 27.4mm(W) x 46.5mm(D)